

受控编号:

客户图

REV. 版本	ECN NO. 变更说明	DATE 日期
X1	初版发行	20170220
X2	规格更新	20170228
X3	规格更新	20170302
X4	增加信号线	20170629

A

A

B

B

C

C

D

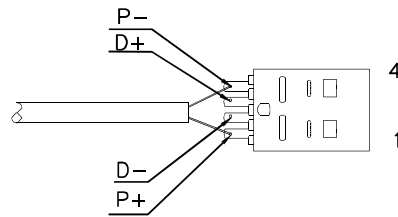
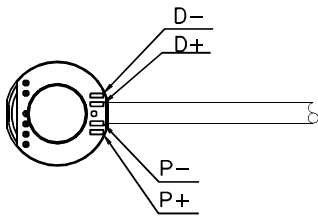
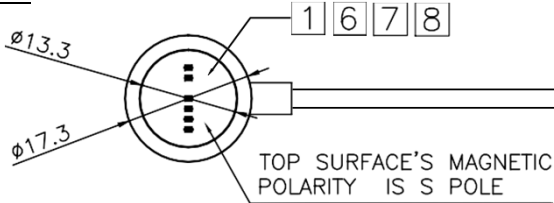
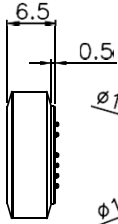
D

1 2 3 4

P1

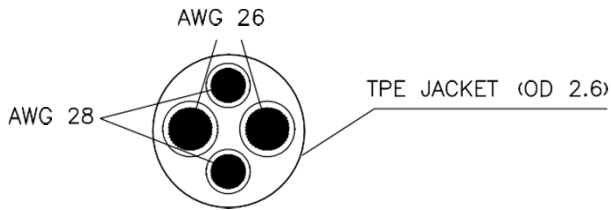
P2

600



M10 TX CONNECTION WITH CABLE

USB CONNECTION WITH CABLE



CABLE SECTION

BOM LIST

S/N	ITEM	QTY	MATERIAL	PLATING&COLOR
1	M10-TX23C	1	CONNECTOR	REFER TO 10-TX23C DRAWING
2	USB PLUG	1	STANDARD USB PLUG	N/A
3	USB S/R MOLD	1	PVC	BLACK/WHITE
4	CABLE	1	TPE,COPPER	N/A
5	S/R MOLD	1	PVC	BLACK/WHITE
6	MAGNET	1	N42M	N/A
7	PCB	1	FR4	N/A
8	INNER MOLDING	1	PVC	N/A

NOTES:

- ELECTRICAL CHARACTERISTICS:
 - 1-1. MODE: POWER + DATA COMMUNICATION.
 - 1-2. RATING: DC 5V, 1.0A MAX.
 - 1-3. CONTACT RESISTANCE: 30mΩ MAX. 50mΩ MAX. AFTER 3,000 CYCLE.
 - 1-4. CABLE IMPEDANCE: 30mΩ MAX.
 - 1-5. DIELECTRIC WITHSTANDING VOLTAGE: 500V AC FOR ONE MINUTE.
 - 1-6. INSULATION RESISTANCE: 100MΩ MIN. MEASURED BY 500VDC
- MECHANICAL CHARACTERISTICS:
 - ATTACHING FORCE: 0.5KGF MIN, WITH RX MODULE.
 - MAGNETIC STRENGTH OF CENTER MAGNET: MORE THAN 1000 GAUSS.
- LIFE TEST: 20,000CYCLE MIN.

RoHS Compliant



CIA Custom Products Ltd

TOLERANCES

公差	
.0 ± 0.30	
.00 ± 0.15	
.000 ± 0.05	

ANGLES ± 1

Material: 材质 SEE NOTE

Finish: 电镀 SEE NOTE

Designed: 设计

Checked: 审核

Approved: 核准

名称

DWG NO: 图号

PART NO: 料号

TX M10 Cable assembly

N/A

N/A

REV. 版本

X4



A4 SIZE

SCALE 比例 1:1

UNIT 单位 mm

CUSTOMER: 客户 N/A

MODEL NO: 料号 N/A

SHEET 1 OF 1 第 1 页 共 1 页

1

2

3

4